

# 3DX-RAY



## AXIS™-CXi

- Suspect item inspection
- Packages and letters
- Briefcases and computer bags
- Mobile, easy to relocate
- Materials discrimination

Cabinet x-ray system for multiple items

**AXIS™-CXi is a cabinet based x-ray system for screening mail, parcels and small baggage for potentially harmful items and contraband. It is a mobile unit so can be relocated easily within buildings.**

**The AXIS™-CXi is integrated with aviation-quality Materials Discrimination capability as standard.**

**Screening mail, parcels and baggage for potentially harmful items and contraband is easy with our AXIS™-CXi x-ray system.**

Designed for environments where space is at a premium the CXi offers a large inspection chamber and imaging area whilst retaining a small footprint.

It is a mobile unit suitable for various applications:

- Building Entrances
- Mail Rooms
- Reception Areas
- Hotel Lobbies
- Goods In
- Executive Mail Screening
- Loss Prevention
- Contraband Detection

Unrivalled image resolution and industry leading image processing software together with Materials Discrimination (aviation standard) and advanced powder detection (APD) allow the operator to analyse items quickly and easily.

3DX-RAY Ltd can offer a range of optional service and support and training plans.

**Suitable for detection of improvised explosive devices (IEDs), razor blades, weapons, powders, biochemical threats and contraband such as drugs.**



**The AXIS-CXi meets the requirements of the NPSA PAS 97:2021 mail screening specification.**

### Key features

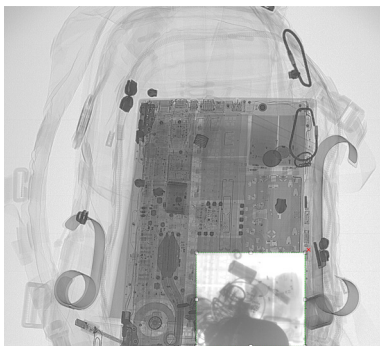


- **UK Mail Screening Test Piece (MSTP) compliant with tests 1-8 (including test 5: materials discrimination)**
- Materials discrimination to aviation standards
- Large inspection chamber, small footprint
- Simple operation
- Mobile, easy to manoeuvre
- Unrivalled image resolution
- Industry leading image processing software with APD as standard

### Image processing

- Image rotation, panning, background artefact removal
- Measurement tools including density
- Powder inspection
- Image archiving
- User image enhancement features
- True materials discrimination (organic, metals and inorganic)



# AXIS™-CXi



## Dimensions (height x width x depth mm)

External dimensions (excl. monitor)	1480 x 780 x 800mm (HxWxD)
Chamber size	580 x 498 x 688mm (HxWxD)
Viewable area	462 x 555mm
Weight	190kg

## Imaging Station

Image resolution	1458 x 1152 pixels
Standard display	22" LCD touchscreen
Wire resolution	40 AWG
Steel penetration	14mm

## Imaging Software Features

Image panning, background artefact removal
Advanced powder detection (APD)
Automatic image archiving
True materials discrimination (organic, metals and inorganic)

## X-ray Specification

Beam orientation	Vertical, downwards
Nominal anode voltage	90kV
Nominal anode current	1mA

## Operating Environment

Operating temperature	0°C to 40°C
Storage temperature	-15°C to +50°C
Relative humidity	85% non-condensing

## Safety

Radiation	Less than 0.5µSv/h
Safety	IRR17 compliant, conforms with Ionising Radiation Regulations, 2017 (UK)  Complies with applicable international health and safety regulations.
Media safe	Yes

## Certification & Codes

NATO	Codification NSN 6350-99-217-6732
UK NPSA	PAS 97:2021
UK Mail Screening Test Piece (MSTP)	Test 1-8 compliant

[www.3dx-ray.com](http://www.3dx-ray.com)

T. +44 (0) 1509 817400 F. +44 (0) 1509 817401 E. [sales@3dx-ray.com](mailto:sales@3dx-ray.com)

3DX-RAY Ltd, 16 & 18 Hayhill Industrial Estate,  
Barrow upon Soar, Leicestershire, LE12 8LD, UK

An **IMAGE SCAN** company

Registered address: 16 & 18, Hayhill Industrial Estate,  
Barrow upon Soar, Leicestershire, LE12 8LD, UK.  
Registered in England No. 3237543.

